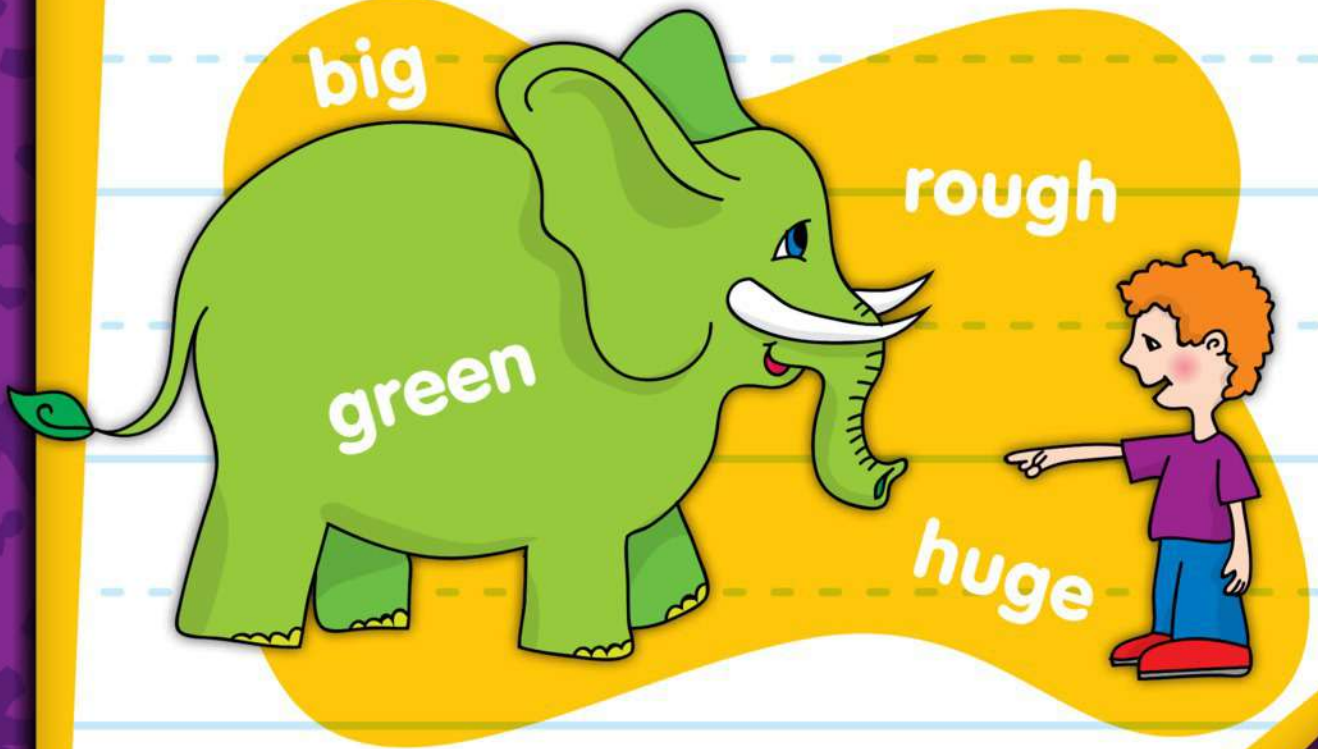


LANGUAGE  
ARTS

EXPLORER  
JUNIOR


# Adjectives



by Josh Gregory



# Adjectives



by Josh Gregory



A note on the text:  
Certain words  
are highlighted  
as examples of  
adjectives.

Bold, colorful  
words are  
vocabulary words  
and can be found  
in the glossary.

Published in the United States of America by Cherry Lake Publishing  
Ann Arbor, Michigan  
[www.cherrylakepublishing.com](http://www.cherrylakepublishing.com)

Content Adviser: Lori Helman, PhD, Associate Professor, Department of  
Curriculum & Instruction, University of Minnesota, Minneapolis, Minnesota

Photo Credits: Page 4, ©Tomasz Bidermann/Shutterstock.com; page 8,  
©Charlotte Leaper/Dreamstime.com; page 14, ©Kjersti Joergensen/  
Shutterstock, Inc.; page 15, ©Tatiana Morozova/Shutterstock, Inc.;  
page 17, ©apiguide/Shutterstock, Inc.; page 20, ©Yuri Arcurs/  
Shutterstock, Inc.

Copyright ©2014 by Cherry Lake Publishing  
All rights reserved. No part of this book may be reproduced or utilized in  
any form or by any means without written permission from the publisher.

Library of Congress Cataloging-in-Publication Data  
Gregory, Josh.

Adjectives / By Josh Gregory.  
pages cm. — (Language Arts Explorer Junior) (Basic tools) (21st  
Century Junior Library)

Includes bibliographical references and index.  
ISBN 978-1-62431-180-2 (lib. bdg.) — ISBN 978-1-62431-246-5  
(e-book) — ISBN 978-1-62431-312-7 (pbk.)

1. English language—Adjective—Juvenile literature. 2. English language—  
Grammar—Juvenile literature. I. Title.

PE1241.G58 2013  
428.2—dc23

2013006653

Cherry Lake Publishing would like to acknowledge the work  
of The Partnership for 21st Century Skills. Please visit [www.p21.org](http://www.p21.org)  
for more information.

Printed in the United States of America  
Corporate Graphics Inc.  
July 2013  
CLFA13



# Table of Contents

## CHAPTER ONE

At the Zoo ..... 4

## CHAPTER TWO

Comparing Things ..... 10

## CHAPTER THREE

Other Types of Adjectives ..... 14

Glossary ..... 22

For More Information ..... 23

Index ..... 24

About the Author ..... 24

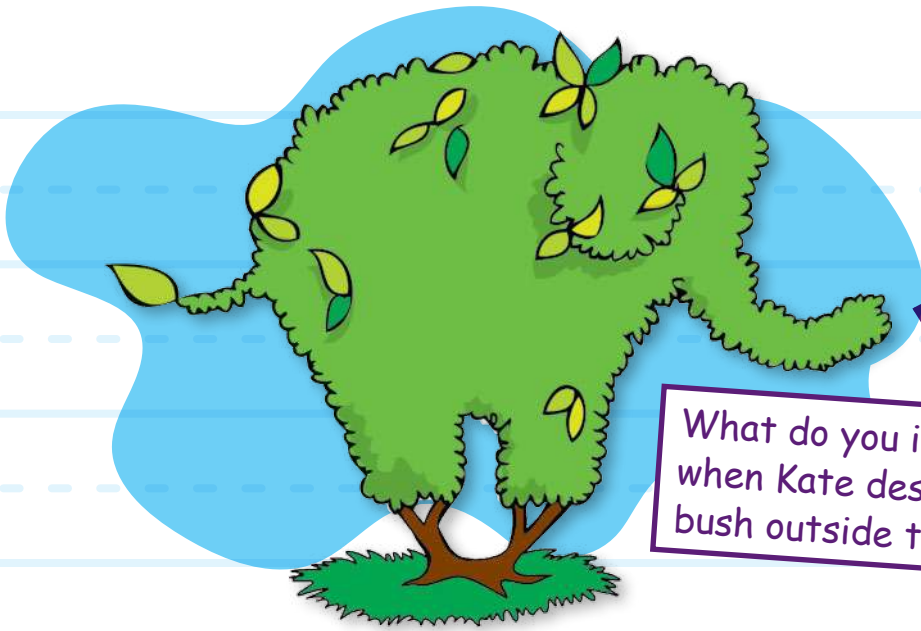
# At the Zoo



*There are many wonderful things to see at the zoo.*

Tom and his sister, Kate, were so excited. They could barely keep from yelling as they neared the ticket booth. Their Uncle Mike was taking them to the zoo. Neither of them had ever been to the zoo before. They were looking forward to seeing all kinds of animals.





"Look at that huge bush!" Tom shouted in surprise. He pointed to a bush that had been trimmed to look like one of the animals in the zoo.

"That is awesome," Kate said. "It looks just like a big, green elephant."

"What animals are you guys most excited to see?" asked Uncle Mike.

"I can't wait to see the beautiful birds and the silly monkeys," Kate answered.

"I want to see a scary lion with a loud roar," said Tom.

"Well, you're both in luck," said Uncle Mike. "We can see all those and more!"

beautiful

scary

Adjectives help create a clear picture for readers and listeners to imagine.

silly

Tom and Kate used **adjectives** to tell about things they saw or wanted to see. Adjectives are words that help us learn more about **nouns**.

They can be used to **describe** what color something is or how a person is feeling. They can explain how something sounds, smells, tastes, or feels. They can give **details** about people, places, or even ideas. If a word describes something, it is probably an adjective.

## THINK ABOUT IT

### Extra Examples

Here are some common types of adjectives:

Adjectives that end in *-y*: happy, tasty

Adjectives that end in *-ous*: fabulous, famous

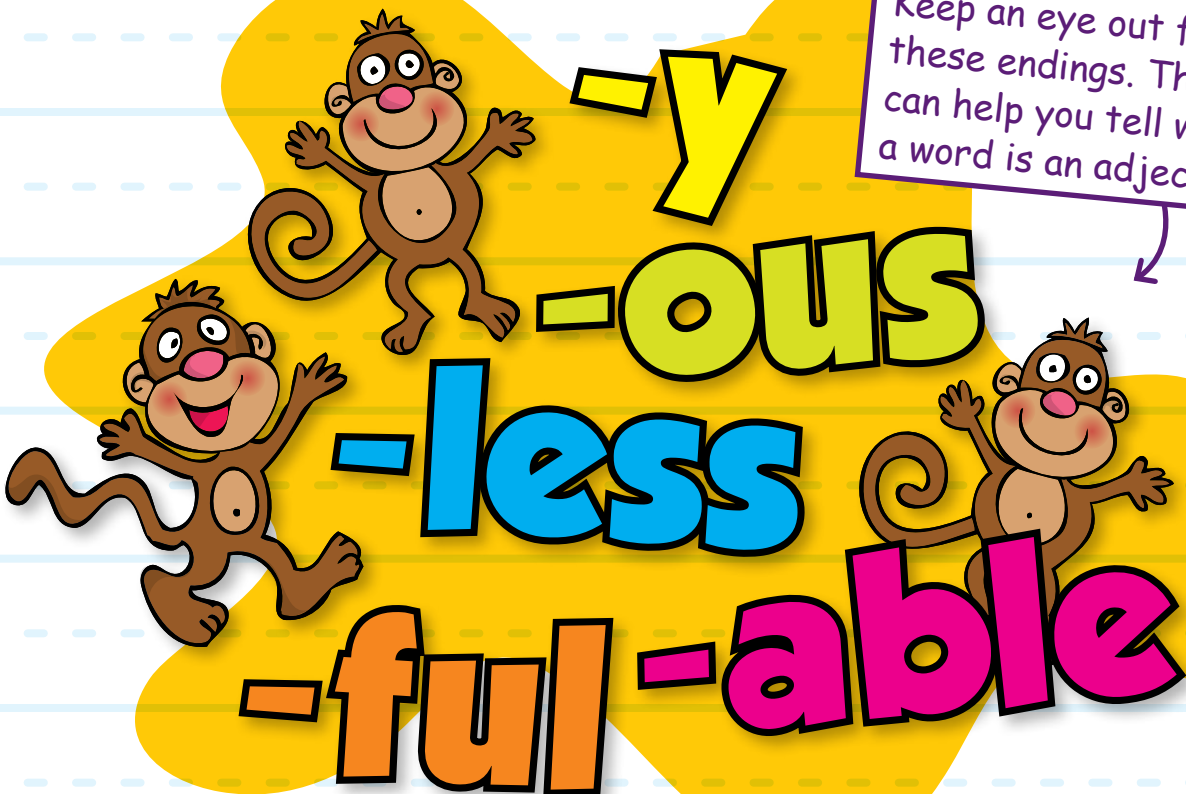
Adjectives that end in *-less*: mindless, helpless

Adjectives that end in *-able*: adorable, available

Adjectives that end in *-ful*: painful, helpful

There are many other kinds of adjectives as well.  
Keep an eye out for them!

Keep an eye out for these endings. They can help you tell when a word is an adjective.







This long, green snake found a quiet spot at the busy zoo.

"Where do you want to go first?" Uncle Mike asked. He looked down at a map of the zoo.

"Let's go to the reptile house," Kate replied.

"I want to see some **dangerous** snakes."

Adjectives often come right before a noun.

"Can we go somewhere else first?" asked Tom. "Snakes are **scary!**" Other times, the adjective comes later in the sentence.