

Basic

Ruth Gairns and Stuart Redman

# Oxford Word Skills



Learn and practise English vocabulary





Basic

Ruth Gairns and Stuart Redman

# Oxford Word Skills



OXFORD



# Contents

---

Acknowledgements 7

Introduction 8

## Starter unit

How to use a unit 10

How to learn new words 11

How to do the exercises 12

Abbreviations and symbols 13

## Basic English

1 I can understand and say numbers 14

2 I can tell the time 15

3 I can say days and dates 16

4 I can say countries and nationalities 18

5 I can use classroom vocabulary 20

6 I can use English language words 21

7 I can ask and answer questions about language 22

Review 23

## People

8 I can give personal information 26

9 I can fill in a form 27

10 I can talk about my family 28

11 I can describe physical actions 30

12 I can name parts of the body 32

13 I can describe people 33

14 I can talk about character 36

15 I can describe relationships 38

16 I can say how I feel 40

Review 42

## Everyday life

17	I can describe my routine	46
18	I can talk about clothes	49
19	I can buy clothes	51
20	I can talk about money	54
21	I can talk about the weather	56
22	I can talk about illness	58
23	I can get help at the chemist's	60

Review	61
--------	----

## Food and drink

24	I can name meat and fish	65
25	I can name fruit and vegetables	66
26	I can buy food in a shop	68
27	I can order in a café	71
28	I can order in a restaurant	72

Review	75
--------	----

## Getting around

29	I can get around on buses	78
30	I can get around on trains	80
31	I can ask for and give directions	82
32	I can talk about roads and traffic	84
33	I can understand signs and notices	86

Review	87
--------	----

## Places

34	I can talk about my country	90
35	I can talk about my town	91
36	I can describe the countryside	94
37	I can talk about shops	96
38	I can talk about my home	98
39	I can describe a kitchen	100
40	I can describe a bedroom and bathroom	102
41	I can describe a living room	104

Review	105
--------	-----

## Study and work

42	I can talk about my school	109
43	I can talk about university	112
44	I can name jobs	114
45	I can describe a job	116
46	I can talk about using a computer	118
47	I can use email and the internet	120
Review		122

## Hobbies and interests

48	I can say what I like	126
49	I can talk about sport	128
50	I can talk about my free time	130
51	I can talk about music	132
52	I can talk about films	134
53	I can talk about the media	136
Review		138

## Holidays

54	I can arrange a holiday	141
55	I can book a hotel room	142
56	I can communicate in an airport	144
57	I can describe a beach holiday	146
58	I can describe a sightseeing holiday	147
59	I can use the bank and post office	148
Review		150

## Social English

60	I can meet and greet people	153
61	I can use special greetings	155
62	I can ask for information	156
63	I can ask for things	158
64	I can invite people	160
65	I can make suggestions	161
66	I can offer, accept, and refuse	162
67	I can say sorry and respond	164

68	I can express my opinion	165
69	I can use the phone	166
	Review	168

## Language

70	I can use common adjectives	172
71	I can use common adverbs	174
72	I can use irregular verbs	176
73	I can use phrasal verbs	178
74	I can use prepositions of time	180
75	I can use time words and phrases	181
76	I can use prepositions of place and movement	183
77	I can use link words (1)	186
78	I can use link words (2)	188
79	I can use 'have' and 'have got'	190
80	I can use 'get'	192
	Review	193

Vocabulary building tables	199
Common irregular verbs	202
Answer key	203
Answer key to review units	225
List of spotlight boxes	235
Word list/Index	237



# 1 I can understand and say numbers

1 one	11 eleven	21 twenty-one	101 a/one hundred and one
2 two	12 twelve	22 twenty-two	140 a/one hundred and forty
3 three	13 thirteen	30 thirty	200 two hundred NOT two hundreds
4 four	14 fourteen	40 forty	1,000 a/one thousand
5 five	15 fifteen	50 fifty	1,050 a/one thousand and fifty
6 six	16 sixteen	60 sixty	1,250 a/one thousand two hundred and fifty
7 seven	17 seventeen	70 seventy	2,000 two thousand
8 eight	18 eighteen	80 eighty	100,000 a/one hundred thousand
9 nine	19 nineteen	90 ninety	1,000,000 a/one million
10 ten	20 twenty	100 a/one hundred	2,000,000 two million NOT two millions

In large numbers (over 999), write a comma (,) between thousands and hundreds, e.g. 11,000, and between millions and thousands, e.g. 3,000,000.

## 1 Correct the mistakes.

- ▶ thirty one thirty-one
- 1 two hundreds \_\_\_\_\_
- 2 three hundred forty \_\_\_\_\_
- 3 twenty two \_\_\_\_\_
- 4 42500 \_\_\_\_\_
- 5 one thousand and two hundred \_\_\_\_\_
- 6 two thousand three hundred fifty \_\_\_\_\_

### spotlight about

**About** means 'a bit more or a little less than'.  
*How many students are there? ~ About 20.*  
 (= 18, 19, 20, 21 or 22)  
*How much is it? ~ It's about £100.*

## 2 Write the middle number in words.

- ▶ 24 twenty-five 26 5 118 \_\_\_\_\_ 120
- 1 7 \_\_\_\_\_ 9 6 243 \_\_\_\_\_ 245
- 2 19 \_\_\_\_\_ 21 7 999 \_\_\_\_\_ 1,001
- 3 66 \_\_\_\_\_ 68 8 5,055 \_\_\_\_\_ 5,057
- 4 49 \_\_\_\_\_ 51 9 11,300 \_\_\_\_\_ 11,302

## 3 Write the number in words using *about*.

- ▶ sixty-eight people about seventy people
- 1 ninety-seven euros \_\_\_\_\_
- 2 nine students \_\_\_\_\_
- 3 thirty-one years \_\_\_\_\_
- 4 four hundred and ninety \_\_\_\_\_
- 5 one thousand nine hundred and ninety \_\_\_\_\_
- 6 seventy-eight people \_\_\_\_\_
- 7 two hundred and forty-nine thousand \_\_\_\_\_
- 8 nine hundred and eighty thousand \_\_\_\_\_

## 4 Test yourself. Cover the words in the table and say the numbers.

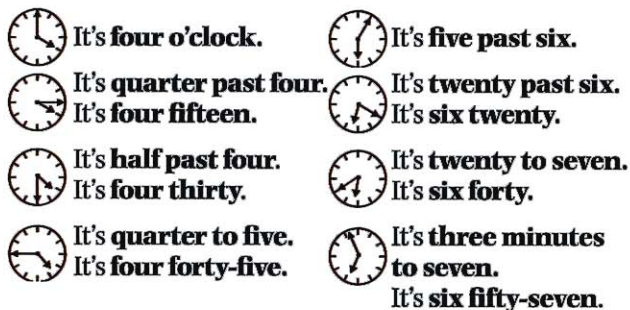
## 2 I can tell the time

Do Unit 1 first

### A Telling the time

What's the time?

What time is it?



Use **minutes** with **to** and **past** when the number of minutes is not five, ten, fifteen, twenty or twenty-five, e.g. *three minutes past six* NOT *three-past six*.

#### 1 Write the times in words.

- ▶ 3.10 three ten
- 1 9.15 \_\_\_\_\_
- 2 10.25 \_\_\_\_\_
- 3 3.35 \_\_\_\_\_
- 4 11.45 \_\_\_\_\_
- 5 3.45 \_\_\_\_\_
- 6 7.20 \_\_\_\_\_
- 7 2.30 \_\_\_\_\_
- 8 4.40 \_\_\_\_\_

#### 2 Write the times in words. Use *past* and *to*.

- ▶ 12.30 half past twelve
- 1 7.15 \_\_\_\_\_
- 2 9.30 \_\_\_\_\_
- 3 11.35 \_\_\_\_\_
- 4 3.50 \_\_\_\_\_
- 5 8.25 \_\_\_\_\_
- 6 1.03 \_\_\_\_\_
- 7 2.45 \_\_\_\_\_
- 8 4.17 \_\_\_\_\_

#### 3 Test yourself. Look at the clocks. Cover the words and say the times.

### B Giving more information

- 9 a.m.      nine o'clock **in the morning**
- 12.00 p.m.      **midday** 
- 5 p.m.      five o'clock **in the afternoon**
- 7 p.m.      seven o'clock **in the evening**
- 7.57      **nearly/almost** eight o'clock
- 8.02      **just after** eight
- 11.30 p.m.      eleven thirty **at night**
- 12.00 a.m.      **midnight** 

#### 4 Same or different? Write *S* or *D*.

▶	8.45 p.m.	8.45 in the evening	S
▶	3.00 p.m.	nearly 3.00	D
1	12.00 at night	midnight	
2	4.00 a.m.	4.00 in the afternoon	
3	6.32	nearly 6.30	
4	11.45 p.m.	11.45 at night	
5	8.43	nearly quarter to nine	
6	2.17	quarter past two	
7	12.03 p.m.	just after midday	
8	3.00 a.m.	three o'clock	

#### 5 ABOUT YOUR COUNTRY Write your answers or ask another student.

- 1 When do banks open in your country?  
\_\_\_\_\_
- 2 Do they close at midday?  
\_\_\_\_\_
- 3 What time do shops close?  
\_\_\_\_\_
- 4 What time do bars open?  
\_\_\_\_\_
- 5 What time do they close?  
\_\_\_\_\_
- 6 When do post offices open and close?  
\_\_\_\_\_





## B Ordinal numbers and dates

1 <sup>st</sup> first	6 <sup>th</sup> sixth	11 <sup>th</sup> eleventh	16 <sup>th</sup> sixteenth	21 <sup>st</sup> twenty-first
2 <sup>nd</sup> second	7 <sup>th</sup> seventh	12 <sup>th</sup> twelfth	17 <sup>th</sup> seventeenth	22 <sup>nd</sup> twenty-second
3 <sup>rd</sup> third	8 <sup>th</sup> eighth	13 <sup>th</sup> thirteenth	18 <sup>th</sup> eighteenth	23 <sup>rd</sup> twenty-third
4 <sup>th</sup> fourth	9 <sup>th</sup> ninth	14 <sup>th</sup> fourteenth	19 <sup>th</sup> nineteenth	30 <sup>th</sup> thirtieth
5 <sup>th</sup> fifth	10 <sup>th</sup> tenth	15 <sup>th</sup> fifteenth	20 <sup>th</sup> twentieth	31 <sup>st</sup> thirty-first

### 5 Complete the words.

- ni<sup>h</sup>th                      5 eig<sup>h</sup>th  
 1 th<sup>h</sup>rd                      6 si<sup>h</sup>teenth  
 2 twent<sup>h</sup>eth                7 fo<sup>h</sup>rteenth  
 3 fi<sup>h</sup>th                      8 th<sup>h</sup>rteenth  
 4 f<sup>h</sup>.rst                      9 s<sup>h</sup>.cond

### 6 Look at the calendar. Answer the questions. Write the dates as we say them.

March							April						
S	M	T	W	T	F	S	S	M	T	W	T	F	S
				1	2	3	1	2	3	4	5	6	7
4	5	6	7	8	9	10	8	9	10	11	12	13	14
11	12	13	14	15	16	17	15	16	17	18	19	20	21
18	19	20	21	22	23	24	22	23	24	25	26	27	28
25	26	27	28	29	30	31	29	30					

When's ...

- the first Saturday in March? March the third. OR The third of March.  
 1 the second Tuesday in April? \_\_\_\_\_  
 2 the second Wednesday in April? \_\_\_\_\_  
 3 the first Sunday in March? \_\_\_\_\_  
 4 the first Friday in April? \_\_\_\_\_  
 5 the third Tuesday in April? \_\_\_\_\_  
 6 the fifth Saturday in March? \_\_\_\_\_  
 7 the third Wednesday in March? \_\_\_\_\_  
 8 the fourth Monday in April? \_\_\_\_\_

### 7 Write the dates or years as we say them.

- 6.9 The sixth of September. OR September the sixth.  
 1 3.2 \_\_\_\_\_                      7 21.5 \_\_\_\_\_  
 2 4.7 \_\_\_\_\_                      8 30.11 \_\_\_\_\_  
 3 10.12 \_\_\_\_\_                      9 22.4 \_\_\_\_\_  
 4 12.8 \_\_\_\_\_                      10 2015 \_\_\_\_\_  
 5 15.1 \_\_\_\_\_                      11 Today's date \_\_\_\_\_  
 6 1989 \_\_\_\_\_                      12 The date next Tuesday \_\_\_\_\_

### spotlight Saying and writing dates

We can write the date like this:

**10 March** OR **10th March** OR **3.10.08** OR **3/10/08**

We say the date like this:

**What's the date today?** ~ *It's March the tenth.*

~ *It's the tenth of March.*

Say the year like this:

1980 **nineteen eighty**    1995 **nineteen ninety-five**

2006 **two thousand and six**    2020 **twenty twenty**



## 4 I can say countries and nationalities 🎧

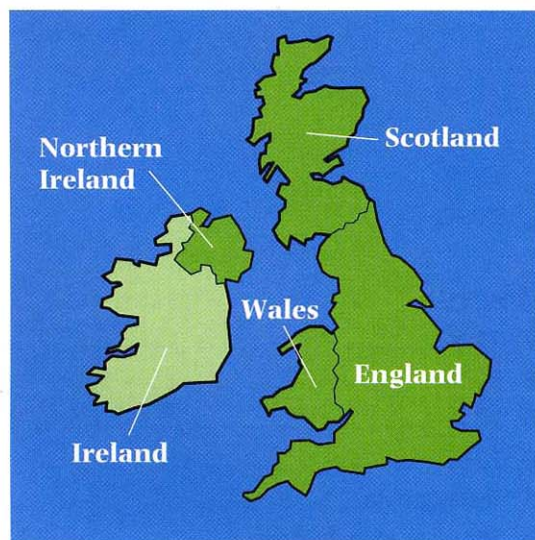
Where are you from? Where do you come from?

I come from ...

I'm ... (I speak ...)

Area in the world	Country	Nationality (Language)
Europe	The Czech Republic	Czech
	France	French
	Germany	German
	Greece	Greek
	Hungary	Hungarian
	Italy	Italian
	Poland	Polish
	Portugal	Portuguese
	Russia	Russian
	Spain	Spanish
	Switzerland	Swiss (German, French, Italian)
	Turkey	Turkish
	Asia	India
Asia/The Far East	China	Chinese (Mandarin, Cantonese)
	Japan	Japanese
	South Korea	Korean
	Thailand	Thai
	North America	Canada
The United States		American (English)
Central America	Mexico	Mexican (Spanish)
South America	Argentina	Argentinian (Spanish)
	Brazil	Brazilian (Portuguese)
The Middle East	Saudi Arabia	Saudi (Arabic)
Africa	Egypt	Egyptian (Arabic)
Australasia	Australia	Australian (English)

The word for the language and the word for the nationality are usually the same, e.g. *Czech* is the nationality and the language. Sometimes they are different, e.g. people from Mexico are *Mexican*, but they speak *Spanish*. Countries, nationalities, and languages begin with capital letters: *Japan* NOT *japan*.



### spotlight People from a country

To talk about people from a country, we often add 's' to the nationality, e.g. **Italians**, **Brazilians**, **Thais**, **Greeks**. Some plural forms are irregular: **the British**, **the French**, **the English**, **the Spanish**, **the Chinese**, **the Japanese**, **the Swiss**.

**(Great) Britain** = England, Wales, and Scotland

**The United Kingdom/The UK** = England, Wales, Scotland, and Northern Ireland

Only people from England are **English**. People from Scotland, Wales, and Northern Ireland are not English, but they are **British**.



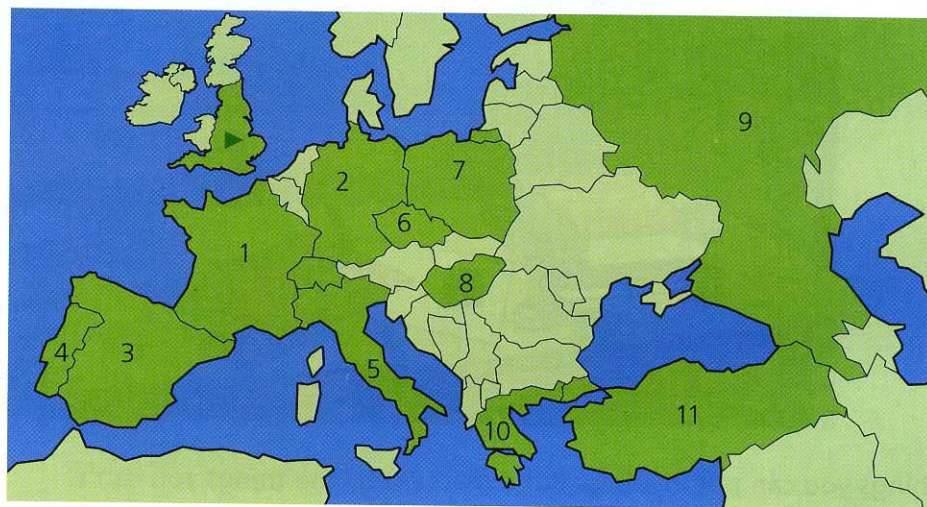
**1 True or false? Write T or F.**

- ▶ Argentinians speak Spanish. T
- 1 Saudis speak Arabic. \_\_\_\_\_
- 2 Mexicans speak Spanish. \_\_\_\_\_
- 3 Thais speak Japanese. \_\_\_\_\_
- 4 Hungarians speak Hungarian. \_\_\_\_\_
- 5 Australians speak Australian. \_\_\_\_\_
- 6 The Chinese speak Chinese. \_\_\_\_\_
- 7 Brazilians speak Portuguese. \_\_\_\_\_
- 8 Americans speak English. \_\_\_\_\_
- 9 Czechs speak Polish. \_\_\_\_\_

**2 Complete the sentences.**

- ▶ China is in The Far East \_\_\_\_\_.
- 1 Scotland is in Great \_\_\_\_\_.
- 2 Hungary is in \_\_\_\_\_.
- 3 Mexico is in \_\_\_\_\_ America.
- 4 Thailand is in The \_\_\_\_\_ East.
- 5 Argentina is in \_\_\_\_\_ America.
- 6 Egypt is in \_\_\_\_\_.
- 7 Saudi Arabia is in \_\_\_\_\_.
- 8 India is in \_\_\_\_\_.
- 9 Australia is in \_\_\_\_\_.

**3 Write the names of the countries and languages.**



- ▶ E ngland \_\_\_\_\_, English \_\_\_\_\_
- 1 F \_\_\_\_\_, \_\_\_\_\_
- 2 G \_\_\_\_\_, \_\_\_\_\_
- 3 S \_\_\_\_\_, \_\_\_\_\_
- 4 P \_\_\_\_\_, \_\_\_\_\_
- 5 I \_\_\_\_\_, \_\_\_\_\_
- 6 The C \_\_\_\_\_, \_\_\_\_\_
- 7 P \_\_\_\_\_, \_\_\_\_\_
- 8 H \_\_\_\_\_, \_\_\_\_\_
- 9 R \_\_\_\_\_, \_\_\_\_\_
- 10 G \_\_\_\_\_, \_\_\_\_\_
- 11 T \_\_\_\_\_, \_\_\_\_\_

**4 Complete the boxes with nationalities ending in these letters.**

-ian	-ish	-an
Italian		

**5 Test yourself. Cover the nationalities and languages in the table on page 18. Look at the countries and say the nationalities and languages.**